

Hmong Cultural Center's Resource Library
Evaluation Data
December 2009



Hmong Cultural Center, Inc.
Koom Haum Hmoob Kab Lis Kev Cai
995 University Avenue West – Suite 214
Saint Paul, Minnesota, 55104

“Learning the past to preserve the future.”

Academic or User (Affiliate with College and University): 20%

<u>Minnesota Based</u>	<u>Number of Students</u>
Argosy University	4
Bethel Seminary	6
Brown College	2
Carleton College	8
Hamline University	8
Inver Hill Community College	2
Luther Seminary	14
Macalester College	3
Metropolitan State University	13
Minneapolis Community and Technical College	5
Minnesota State University, Mankato	18
Saint Cloud State University	2
The College of St. Catharine	7
The College of St. Scholastica	21
University of Minnesota – Twin Cities	29
William Mitchell College of Law	1

<u>Out of State Based</u>	<u>Number of Students</u>
Cardinal Stritch University	1
Grinnell College	10
Marian University	1
Northwestern College	1
Sacramento City College	1
Texas A&M University of Corpus Christi	2
University of California-Davis	1
University of Wisconsin-Stout	6

<u>International Based</u>	<u>Number of Students</u>
Ehime University, Japan	8
Hamamatsu Gakuin University	1
Miyakonoto National College of Technology	2
Nara women's College, Japan	1

2009 Hmong Resource Library user stats from Jan 1, 2009 – December 28, 2009

The Hmong Resource Library is a primary provider of multicultural education resource and race relations outreach related to the Hmong people in the Twin-Cities and Upper Midwest.

Total number of visitors: 1036

% of Hmong: 74

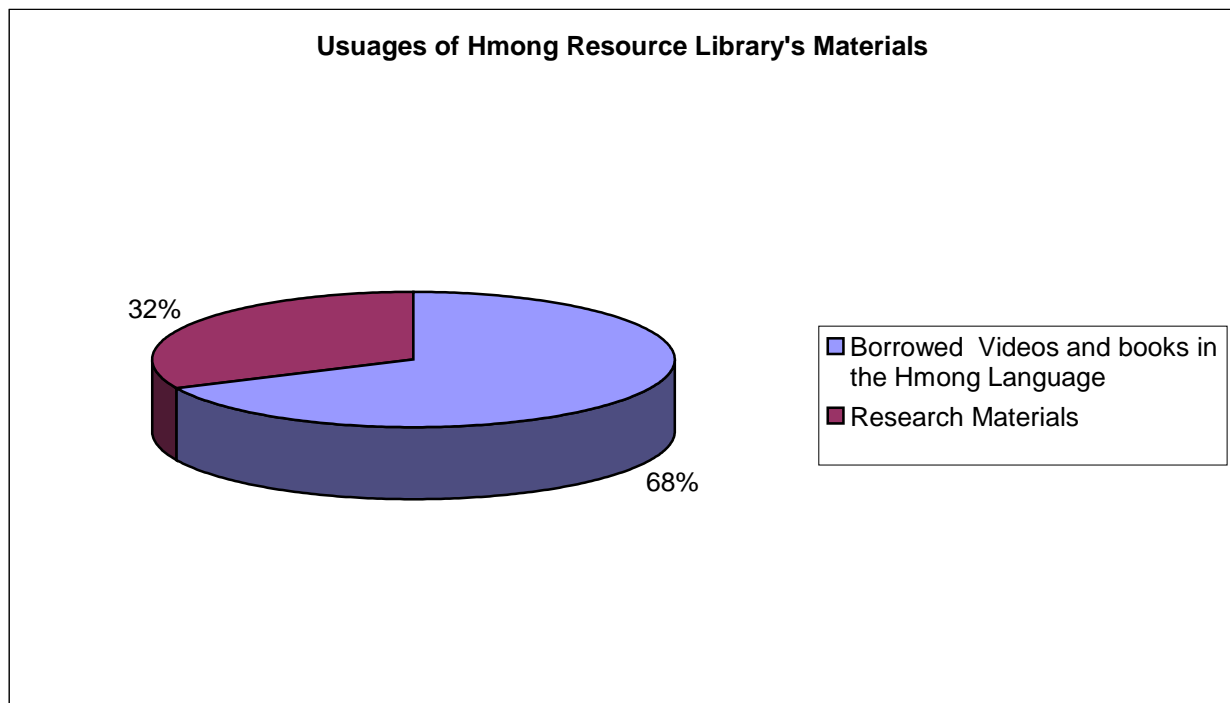
% of Non-Hmong: 26%

Over the age of 18 years old: 95%

Under the age of 18 years old: 5%

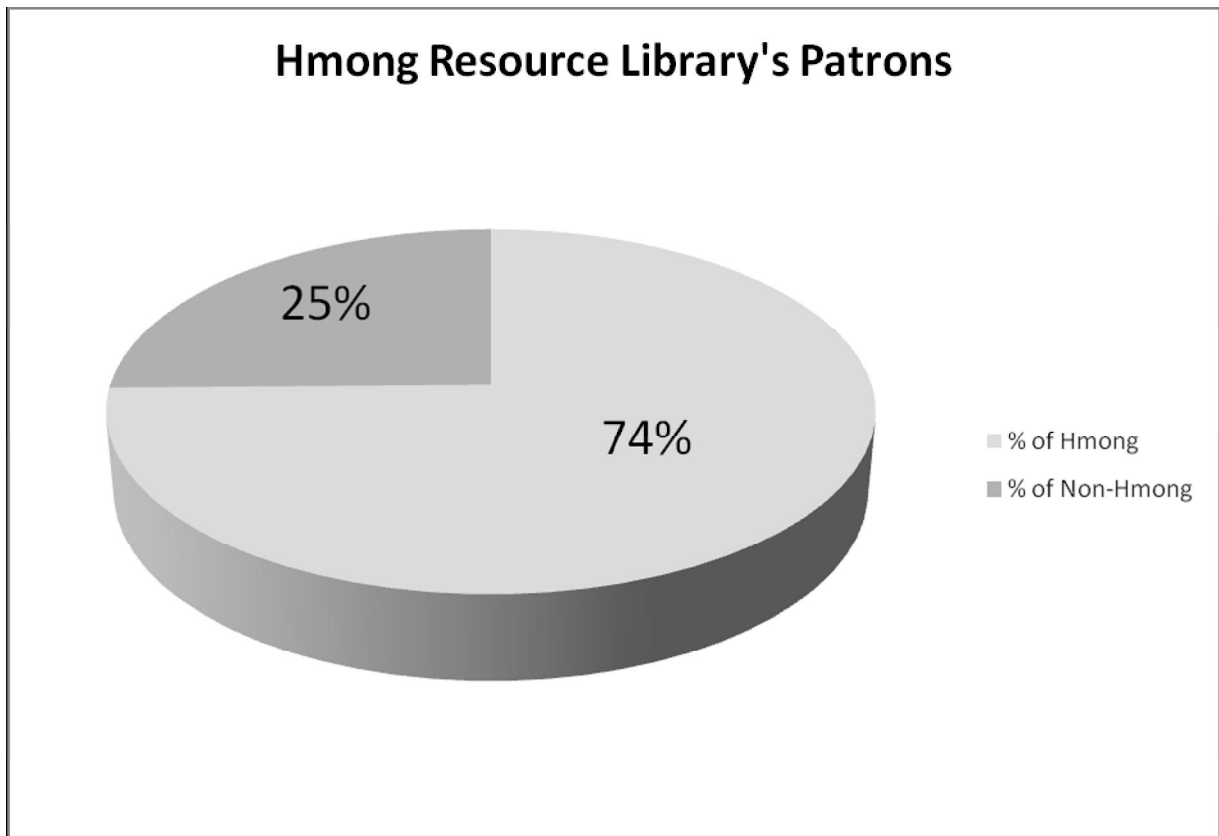
Local Resident: 93%

Non-local Resident: 7%



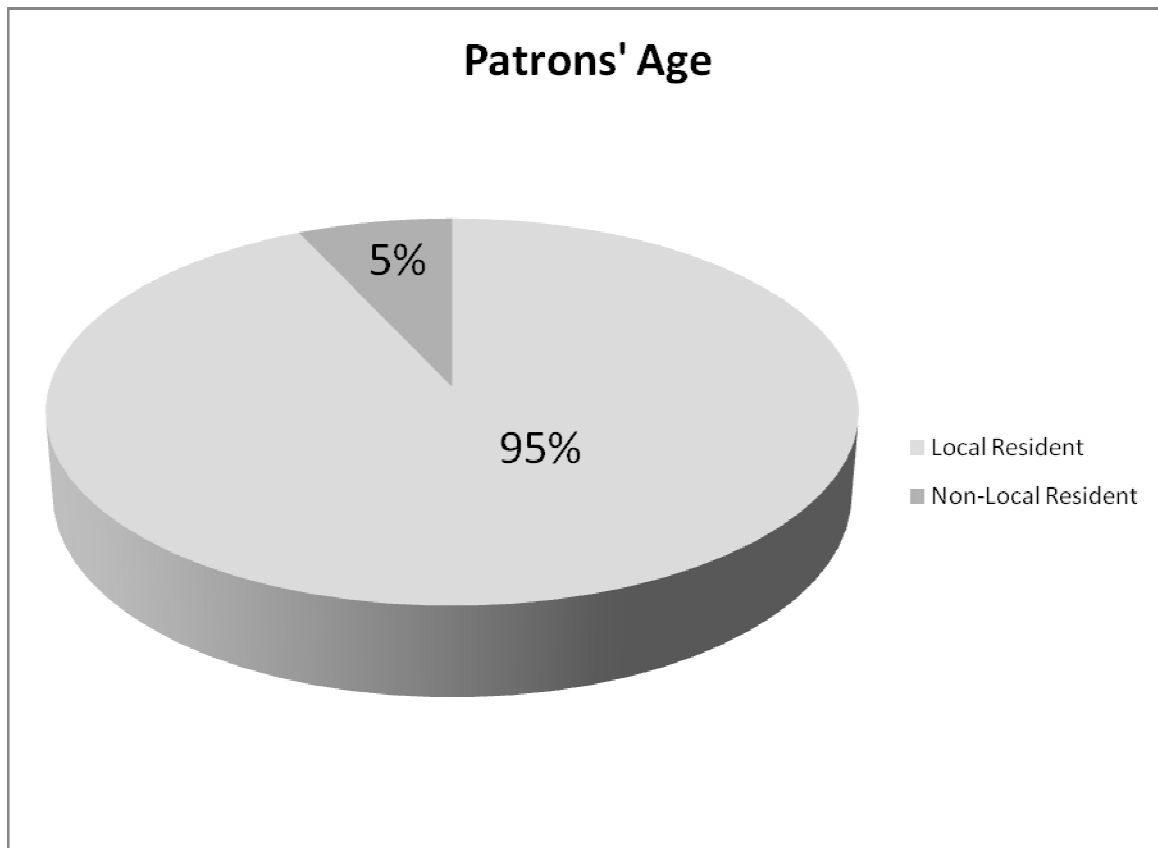
The above pie chart shows the percentage of materials used by the Hmong Cultural Center's Resource Library's patrons. There were 68% of the patrons had borrowed entertainment, historical videos, children's books and Hmong language books. There were 32% of the patrons who used academic and scholarly materials to do research for University' classes.

Population:



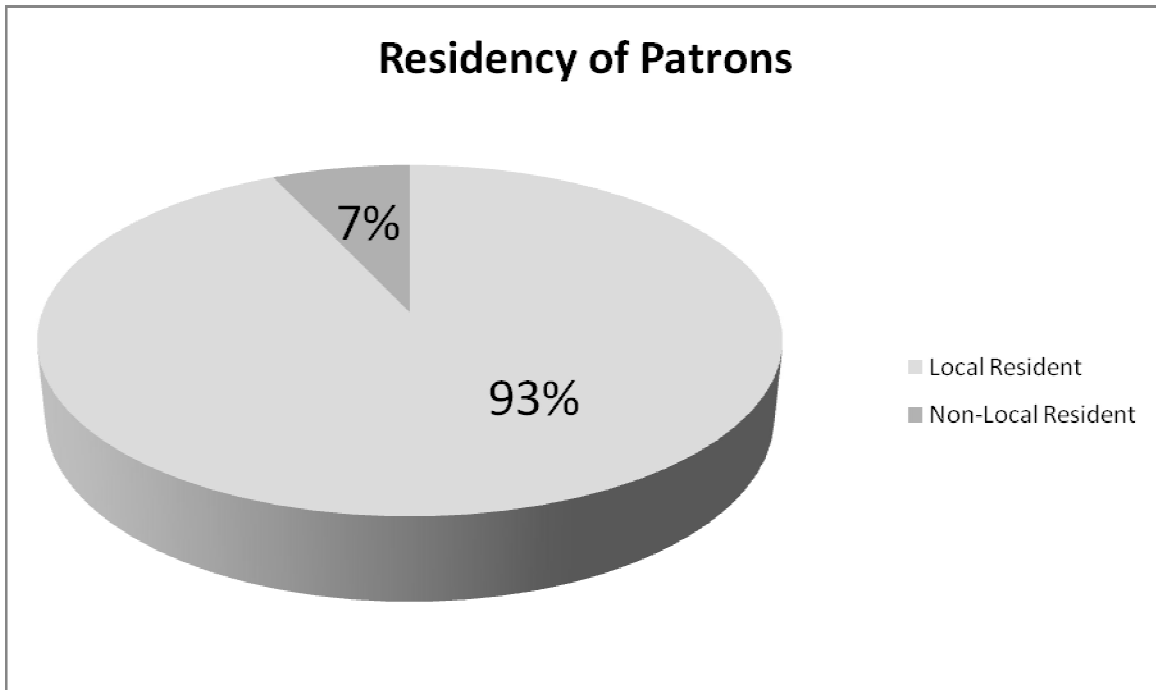
The pie chart shows the percentage of patrons who had used the Hmong Resource Library in 2009. There were 74% Hmong patrons and 26% Non-Hmong patrons.

Age:



The pie chart shows the percentage of the Hmong Resource Library' patrons' age. There were 95% patrons who are over the age of 18 years old and 5% of the patrons are under the age of 18 years old. Residency

Residency:



Majority of the patrons came from the Twin-Cities and are local residents. They made up of 93%. The 7% made up of patrons who came out of states and from international. (e.g) Wisconsin, Illinois, Iowa, California, Maryland, Texas, Laos, Thailand, France, Lebanon and Japan.